

How To Stop Thread Galling On Stainless Fasteners

During fastener tightening, as pressure builds between the contacting and sliding thread surfaces, protective oxides are broken, possibly wiped off, and interface metal high points shear or lock together.

This cumulative clogging-shearing-locking action causes increasing adhesion. In the extreme, galling leads to seizing - the actual freezing together of the threads. If tightening is continued, the fastener can be twisted off or its threads ripped out.

Lubricating the internal and/or external threads frequently eliminates thread galling. The suggested lubricants should contain substantial amounts of molybdenum disulfide (moly), graphite, mica, or talc.



Product/Service Information

Commercial Console

With bend




*Visit our web site at
www.u-fabboats.com*

459 Highway 29, R.R. #4
Smiths Falls, Ontario, K7A 4S5
Canada

Phone: 613-283-1888 Fax: 613-205-0885
E-mail: ken@u-fabboats.com

1

Commercial Console with bend



Before drilling holes to mount dials and steering system make sure they are properly laid out.

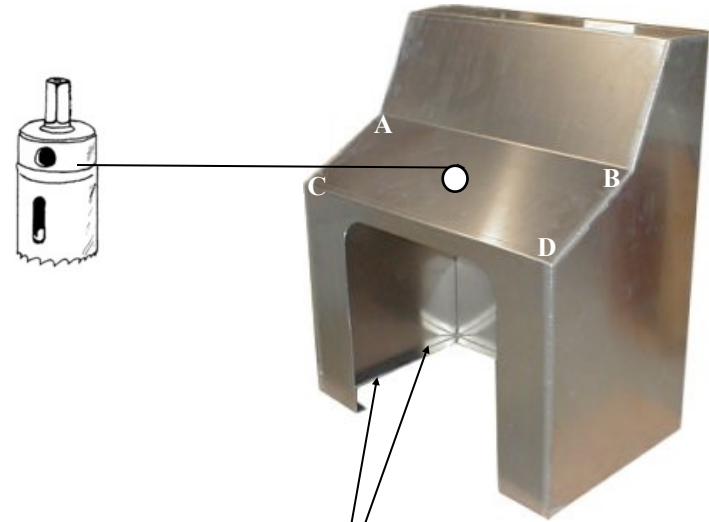
Drill holes (see page 2)

2

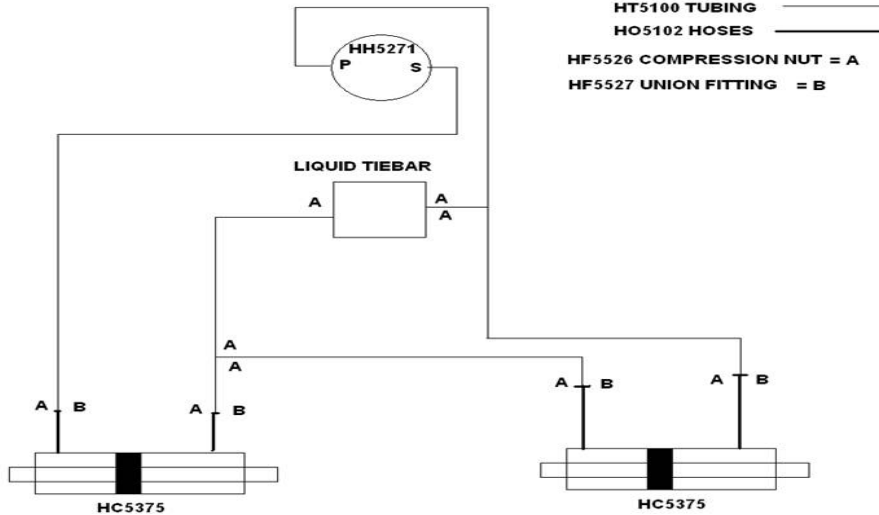
Aluminum Commercial Console

Measure corner to corner (A to D) (B to C) to find the center of opening for helm.

Drill a 2" hole or as steering system instructions using a hole saw blade.



Hydraulic Steering System



Use 4 screws or bolts on inside lip (both sides) to attach console to floor.—